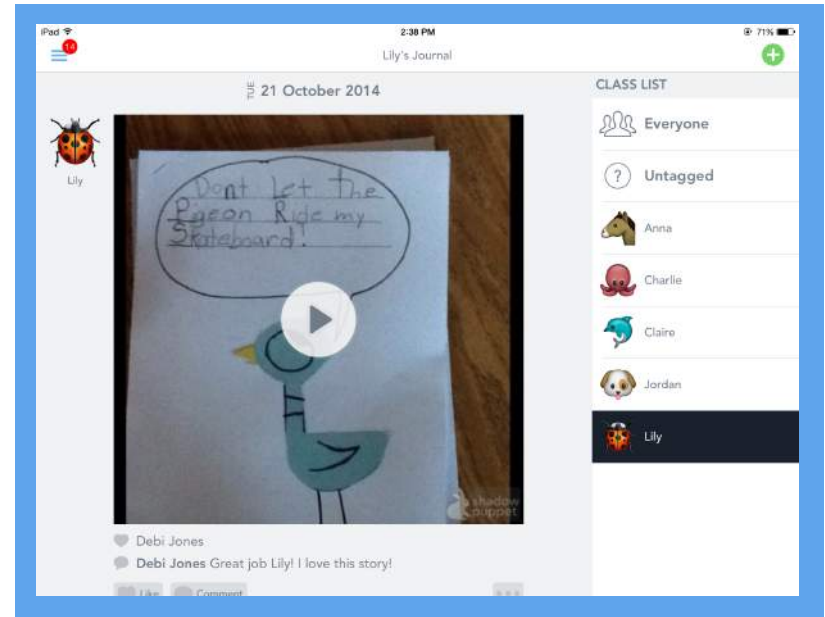


Seesaw

Introduction for Parents

Seesaw is a new way we're trying to share what your child is learning at school.



Seesaw gives your child a place to document their learning, be creative, and learn how to use technology.

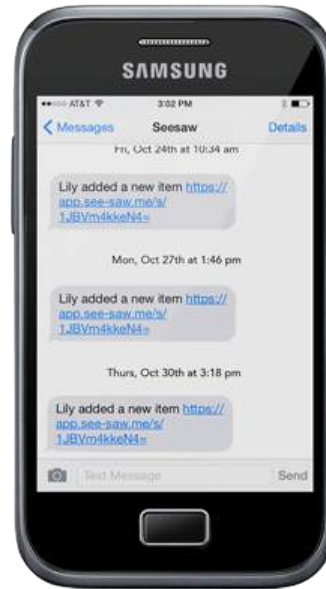
Each child gets their own journal and we will periodically add things to it, like photos, videos, drawings or voice recordings.



When there are new items, you can be notified.



iOS App or
Android App



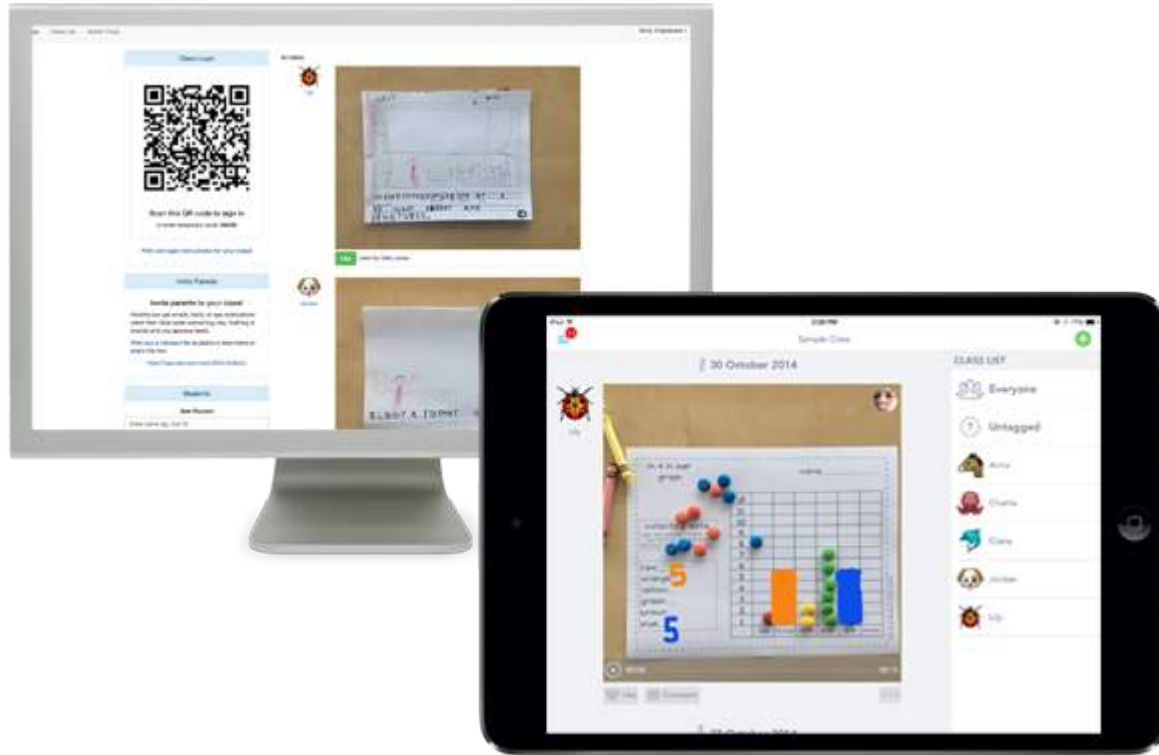
SMS



Email

- You'll only get notifications about your child's items.
- You can access your child's journal via iOS app, Android app or on the web on other smartphones and computers.

All student content is safe and secure




- Journals are only accessible by your child, their teacher and yourself
- Journals aren't public on the web and information is never shared with third parties

Download and Sign Up!

iOS and Android Smartphones

1. Search for “Seesaw Parent” in the iTunes App Store or Google Play Store
2. Download the app and scan the QR Code in the handout sent home with your child
3. Create an account and allow notifications to start getting notified about new items



iOS App for
Parents



Android App for
Parents

Other Smartphones & Computers

1. Go to the link provided by the teacher in any web browser (email or handout)
2. Choose your child from the class list and create an account
3. After you've been approved by your child's teacher, you'll get access to their journal

Parent Website

Parent Web Portal
app.seesaw.me